



MAY
REALTY ADVISORS

15206 Ventura Blvd. #302
Sherman Oaks, CA 91403

CA Lic. #01206736

*“Transforming Retail
into Revenue”*

CONTACT

Matthew May & Gabe Kadosh
818.528.3999
info@mayrealtyadvisors.com

Member:



Construction Started!
Delivery March 2010



Location: On Canwood, East of Kanan Road
exit from the 101 Freeway

Space:
Retail & Restaurant Space
979 - 7,500 s.f. \$3.50 - \$4.25 + NNN

Development : 33,000 s.f.

Avg. H.H. Income: \$107,564 (10 Miles)

Delivery Date: March 2010

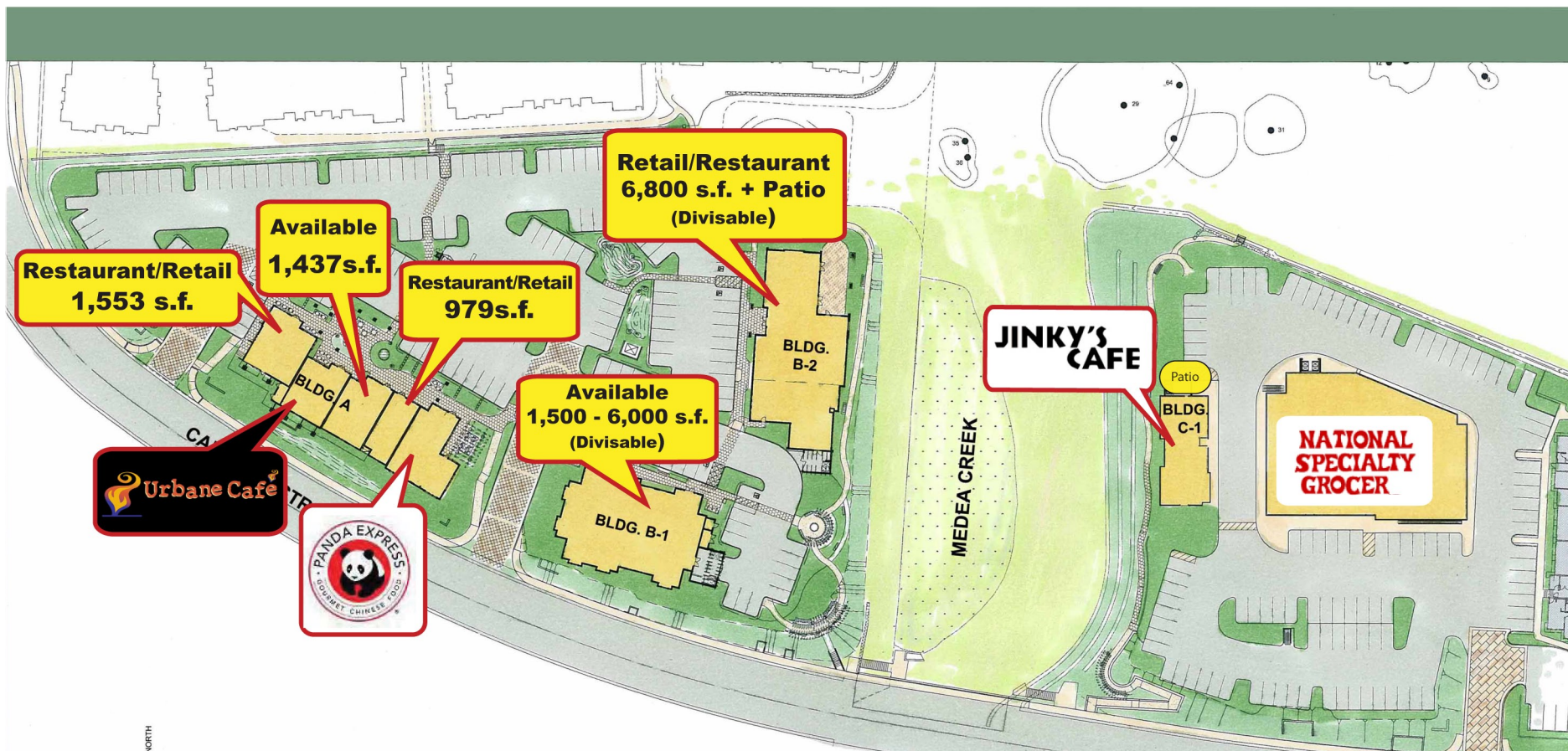
Area Tenants: Reed's Furniture, NW Rugs,
Von's, La-Z-Boy, Ethan Allen, Ralph's, etc.





May Realty Advisors 15206 Ventura Blvd. #302, Sherman Oaks, CA 91403 T: 818.528.3999 F: 818.905.7559 E: info@mayrealtyadvisors.com W: www.mayrealtyadvisors.com

The information provided is deemed to be reliable. All prospects are encouraged to verify the information. Broker makes no representation or warranty as to the accuracy.





May Realty Advisors 15206 Ventura Blvd. #302, Sherman Oaks, CA 91403 T: 818.528.3999 F: 818.905.7559 E: info@mayrealtyadvisors.com W: www.mayrealtyadvisors.com

The information provided is deemed to be reliable. All prospects are encouraged to verify the information. Broker makes no representation or warranty as to the accuracy.



May Realty Advisors 15206 Ventura Blvd. #302, Sherman Oaks, CA 91403 T: 818.528.3999 F: 818.905.7559 E: info@mayrealtyadvisors.com W: www.mayrealtyadvisors.com

The information provided is deemed to be reliable. All prospects are encouraged to verify the information. Broker makes no representation or warranty as to the accuracy.



May Realty Advisors 15206 Ventura Blvd. #302, Sherman Oaks, CA 91403 T: 818.528.3999 F: 818.905.7559 E: info@mayrealtyadvisors.com W: www.mayrealtyadvisors.com

The information provided is deemed to be reliable. All prospects are encouraged to verify the information. Broker makes no representation or warranty as to the accuracy.



May Realty Advisors 15206 Ventura Blvd. #302, Sherman Oaks, CA 91403 T: 818.528.3999 F: 818.905.7559 E: info@mayrealtyadvisors.com W: www.mayrealtyadvisors.com

The information provided is deemed to be reliable. All prospects are encouraged to verify the information. Broker makes no representation or warranty as to the accuracy.

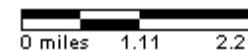

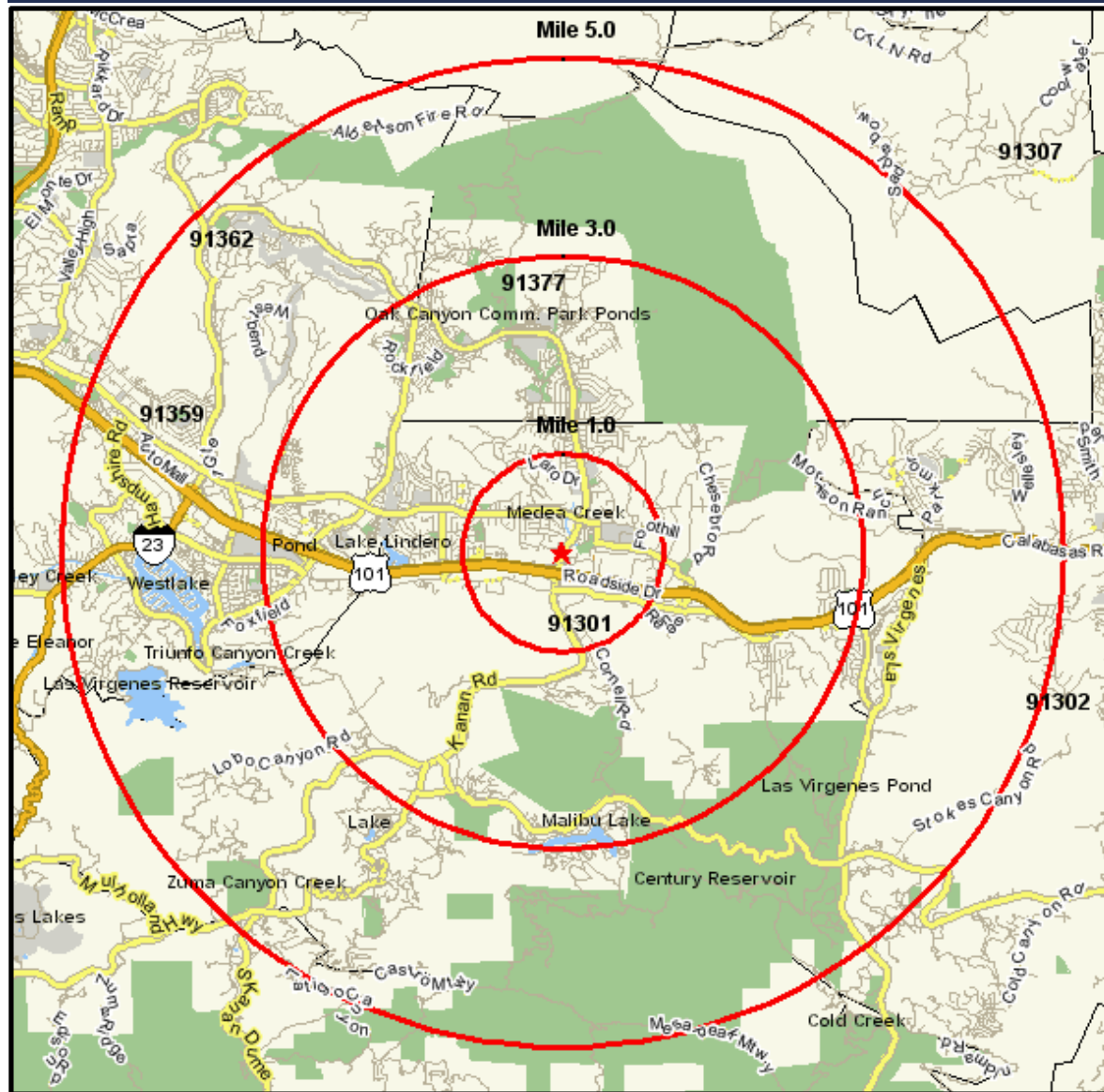


May Realty Advisors 15206 Ventura Blvd. #302, Sherman Oaks, CA 91403 T: 818.528.3999 F: 818.905.7559 E: info@mayrealtyadvisors.com W: www.mayrealtyadvisors.com

The information provided is deemed to be reliable. All prospects are encouraged to verify the information. Broker makes no representation or warranty as to the accuracy.

Area Map

CANWOOD ST AT KANAN RD
 AGOURA HILLS, CA 91301
 Coord: 34.149000, -118.760300
 Radius - See Appendix for Details



Pop-Facts: Demographic Quick Facts Report

Radius 1: CANWOOD ST AT KANAN RD, AGOURA HILLS, CA 91301, aggregate

Radius 2: CANWOOD ST AT KANAN RD, AGOURA HILLS, CA 91301, aggregate

Radius 3: CANWOOD ST AT KANAN RD, AGOURA HILLS, CA 91301, aggregate

Description	0.00 - 1.00 miles		0.00 - 3.00 miles		0.00 - 5.00 miles	
	Radius 1	%	Radius 2	%	Radius 3	%
Population						
2013 Projection	8,896		49,717		84,882	
2008 Estimate	8,344		46,656		80,457	
2000 Census	7,440		42,372		74,861	
1990 Census	7,412		35,215		64,420	
Growth 1990 - 2000	0.38%		20.32%		16.21%	
Households						
2013 Projection	2,985		17,488		31,197	
2008 Estimate	2,817		16,426		29,654	
2000 Census	2,536		14,906		27,667	
1990 Census	2,402		11,960		23,577	
Growth 1990 - 2000	5.58%		24.63%		17.35%	
2008 Est. Population by Single Classification Race						
White Alone	7,221	86.54	40,273	86.32	69,476	86.35
Black or African American Alone	135	1.62	537	1.15	901	1.12
American Indian and Alaska Native Alone	21	0.25	105	0.23	191	0.24
Asian Alone	497	5.96	3,478	7.45	5,881	7.31
Native Hawaiian and Other Pacific Islander Alone	7	0.08	37	0.08	66	0.08
Some Other Race Alone	230	2.76	854	1.83	1,619	2.01
Two or More Races	233	2.79	1,372	2.94	2,323	2.89
2008 Est. Population Hispanic or Latino						
Hispanic or Latino	606	7.26	2,723	5.84	5,173	6.43
Not Hispanic or Latino	7,738	92.74	43,933	94.16	75,284	93.57
2008 Tenure of Occupied Housing Units						
Owner Occupied	2,334	82.85	13,158	80.10	22,921	77.29
Renter Occupied	483	17.15	3,268	19.90	6,733	22.71
2008 Average Household Size						
	2.95		2.84		2.71	



Pop-Facts: Demographic Quick Facts Report

Radius 1: CANWOOD ST AT KANAN RD, AGOURA HILLS, CA 91301, aggregate

Radius 2: CANWOOD ST AT KANAN RD, AGOURA HILLS, CA 91301, aggregate

Radius 3: CANWOOD ST AT KANAN RD, AGOURA HILLS, CA 91301, aggregate

Description	0.00 - 1.00 miles		0.00 - 3.00 miles		0.00 - 5.00 miles	
	<i>Radius 1</i>	%	<i>Radius 2</i>	%	<i>Radius 3</i>	%
2008 Est. Households by Household Income	2,817		16,426		29,654	
Income Less than \$15,000	103	3.66	699	4.26	1,347	4.54
Income \$15,000 - \$24,999	72	2.56	452	2.75	1,035	3.49
Income \$25,000 - \$34,999	135	4.79	749	4.56	1,510	5.09
Income \$35,000 - \$49,999	265	9.41	1,157	7.04	2,372	8.00
Income \$50,000 - \$74,999	383	13.60	2,142	13.04	4,034	13.60
Income \$75,000 - \$99,999	462	16.40	2,525	15.37	4,116	13.88
Income \$100,000 - \$149,999	644	22.86	3,752	22.84	6,057	20.43
Income \$150,000 - \$249,999	435	15.44	3,029	18.44	5,377	18.13
Income \$250,000 - \$499,999	180	6.39	1,211	7.37	2,291	7.73
Income \$500,000 and over	139	4.93	711	4.33	1,515	5.11
2008 Est. Average Household Income	\$137,634		\$141,513		\$143,104	
2008 Est. Median Household Income	\$99,379		\$106,528		\$103,413	
2008 Est. Per Capita Income	\$46,807		\$49,963		\$52,862	





15206 Ventura Blvd. #302, Sherman Oaks, CA 91403

Matthew May

P 818.528.3999 • C 323.620.9845 • matthew@mayrealtyadvisors.com

Gabe Kadosh

P 818.528.3999 • C 310.696.9881 • gabe@mayrealtyadvisors.com

info@mayrealtyadvisors.com

www.mayrealtyadvisors.com